



**Corpus Christi**  
REGIONAL ECONOMIC  
DEVELOPMENT CORPORATION

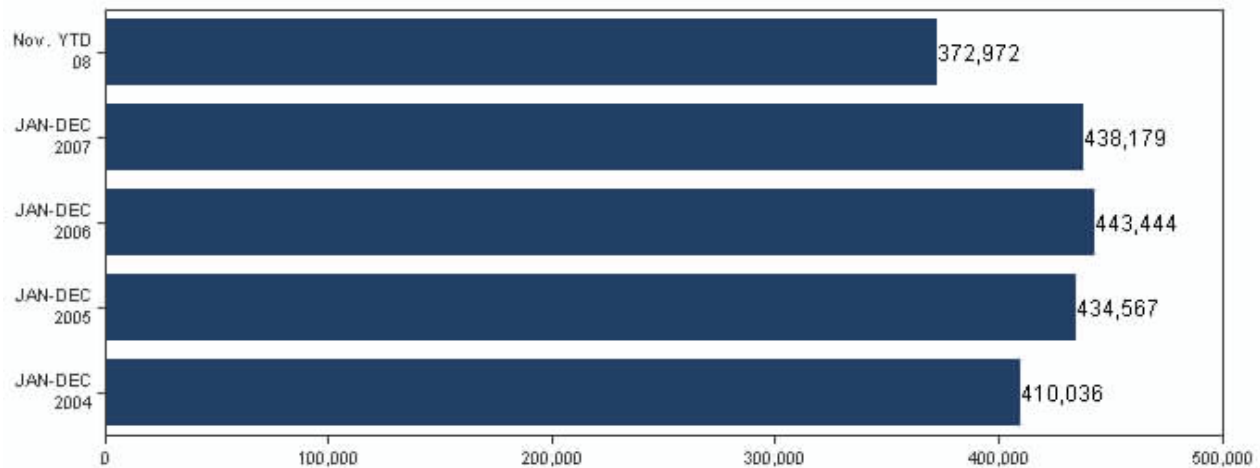
# Economic Trends

**December 21, 2008**

Building Permits	Nov. YTD 2008	2007	2006	2005	2004
<b>CITY OF CORPUS CHRISTI</b>					
New Residential Permits	798	1,252	1,692	1,531	1,457
New Residential Valuation	\$113,896,350	\$148,450,658	\$241,180,554	\$199,543,259	\$172,818,160
New Commercial Permits	143	280	361	318	306
New Commercial Valuation	\$71,326,241	\$108,504,979	\$132,941,420	\$205,205,534	\$118,167,688

Source: City of Corpus Christi

## Enplanements/Corpus Christi International Airport

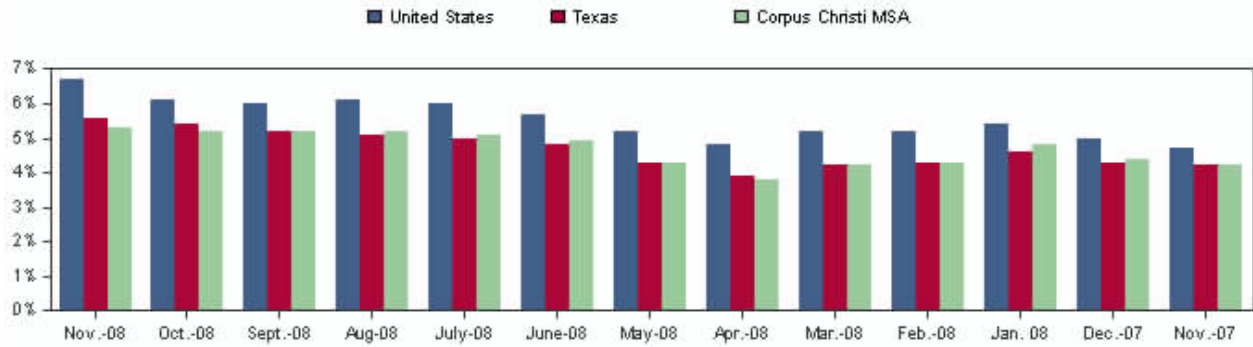


Source: Corpus Christi International Airport

Employment by Sector for Selected Month/Corpus Christi MSA	Nov. -08	Nov.-07	Nov.-06	Nov.-05	Nov.-04
<b>Total Non-Farm Employment</b>	<b>179,800</b>	<b>178,700</b>	<b>175,800</b>	<b>169,900</b>	<b>169,000</b>
Natural Resources, Mining and Construction	21,300	20,400	19,500	17,300	16,900
Manufacturing	10,900	11,200	11,500	10,500	11,400
Trade, Transportation and Utilities	32,700	32,400	31,400	31,300	30,200
Professional and Business Services	16,400	17,900	17,000	16,400	16,200
Educational and Health Services	27,500	27,000	26,400	25,700	26,200
Leisure and Hospitality	21,100	20,600	20,100	19,100	18,400
Government	32,900	32,700	33,100	33,100	33,000

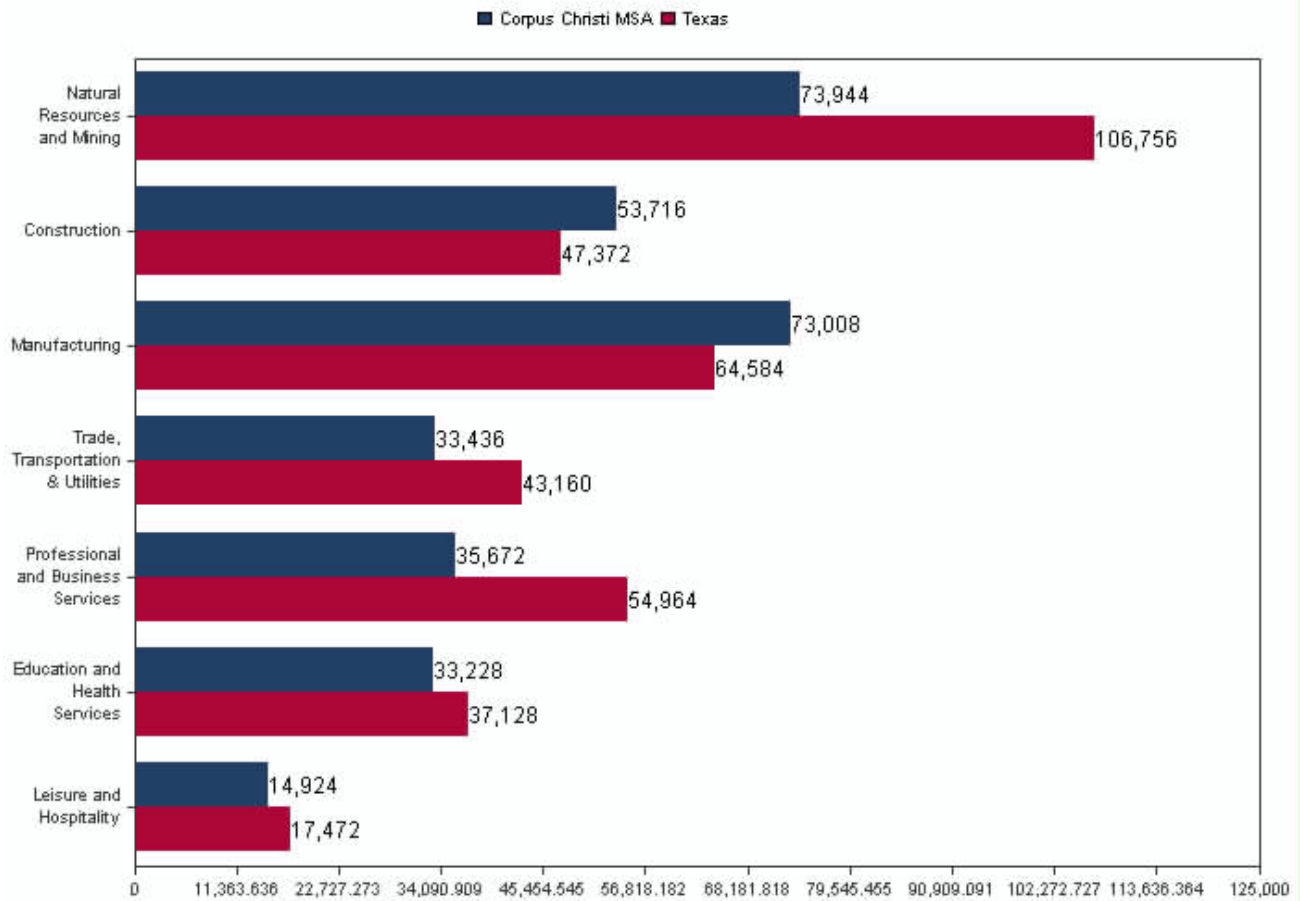
Source: Texas Workforce Commission

### Unemployment Rate for 13 month period



Source: Texas Workforce Commission

### Average Annual Wages 1st Quarter 2008 Data



Source: U.S. Bureau of Labor Statistics

ACCRA Cost of Living Index / Comparison of Port Cities	2008 3rd Quarter	2008 2nd Quarter	2008 1st Quarter	2007 Annual Average
Corpus Christi MSA	91.5	88.8	88.0	88.2
Houston, Texas	90.9	90.0	88.2	87.7
Savannah, Georgia	93.1	93.7	95.2	94.8
Mobile, Alabama	94.2	94.2	92.4	93.2

Miami, Florida	116.3	115.9	116.3	115.4
New Orleans, Louisiana	98.7	98.4	99.8	99.6
Baton Rouge, Louisiana	90.6	88.2	90.9	91.2
Baltimore, Maryland	123.3	122.1	119.7	118.0

National Average = 100

Source: ACCRA

\*\*\*\* Indicates cities that did not participate in that quarter's COLI survey

Per Capita Personal Income	2006	2005	2004	2003	2002
Aransas County	\$31,775	\$27,504	\$26,186	\$25,394	\$24,894
Bee County	\$19,366	\$17,564	\$16,715	\$15,695	\$15,520
Corpus Christi MSA	\$31,464	\$28,603	\$27,340	\$26,271	\$24,845
Jim Wells County	\$26,787	\$24,184	\$22,722	\$21,149	\$19,953
Kleberg County	\$26,740	\$24,761	\$22,884	\$21,157	\$19,856
Nueces County	\$32,299	\$29,541	\$28,212	\$26,638	\$25,425
San Patricio County	\$27,452	\$24,674	\$23,698	\$22,669	\$21,630
Texas	\$35,166	\$32,460	\$30,732	\$29,074	\$28,721
United States	\$36,714	\$34,471	\$33,050	\$31,484	\$30,810

Source: Bureau of Economic Analysis

Released April 24, 2008

Gross Sales - Retail Trade	Thru 2nd Quarter 2008	2007	2006	2005	2004
City of Alice	184,191,488	351,701,513	333,856,579	226,358,656	209,638,529
City of Aransas Pass	120,719,780	233,561,088	240,478,140	217,497,471	203,888,937
City of Beeville	104,012,893	194,078,596	165,485,103	150,125,898	142,796,453
City of Corpus Christi	1,836,447,945	3,608,353,619	3,441,423,616	3,297,428,831	3,103,345,947
City of Kingsville	236,883,572	463,640,849	417,511,708	343,291,221	313,097,148
City of Port Aransas	29,933,786	52,293,229	49,791,222	46,784,916	44,546,676
City of Portland	100,770,534	201,612,998	192,794,149	207,169,564	141,091,767
City of Robstown	49,694,631	182,847,387	149,736,994	336,407,689	130,323,121

Source: Texas Comptroller of Public Accounts

Bank Deposits (in millions for June 30 of each year)	2008	2007	2006	2005	2004
Aransas County	\$ 252	\$ 255	\$ 248	\$ 244	\$ 221
Bee County	\$ 236	\$ 214	\$ 210	\$ 199	\$ 201
Jim Wells County	\$ 431	\$ 384	\$ 359	\$ 337	\$ 318
Kleberg County	\$ 272	\$ 271	\$ 243	\$ 229	\$ 232
Nueces County	\$ 3,487	\$ 3,273	\$ 3,347	\$ 3,177	\$ 3,220
San Patricio County	\$ 449	\$ 424	\$ 414	\$ 394	\$ 379

Source: FDIC

Corpus Christi Regional Economic Development Corporation

One Shoreline Plaza • 800 N. Shoreline Blvd. • Ste. 1300 South • Corpus Christi, Texas 78401 • Office (361) 882-7448 • Fax (361) 882-9930